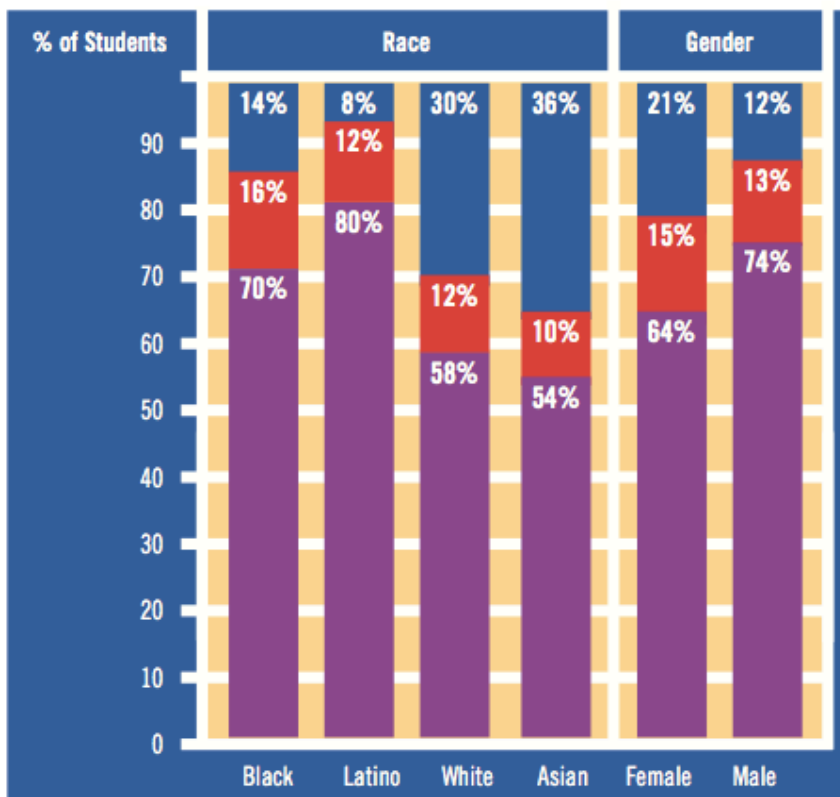


Research for Action

Table 1 Tiered System of High Schools

School Type	District-Managed Schools
Most Selective	Special admission schools are the <i>most</i> selective. Students must meet their unique admissions criteria requiring strong grades, behavior, attendance, and test scores. Some also require an interview, portfolio, or audition.
Selective	Most citywide admission schools require that students attend an interview, meet three of four criteria related to grades, attendance, lateness, and behavior, and are then selected by computerized lottery.
Not Selective	Neighborhood schools admit all students within their feeder area. Using a lottery, additional applicants are sometime accepted from outside their feeder area, as space allows.

Table 2 Where Students Enroll, by Race and Gender, by School Type



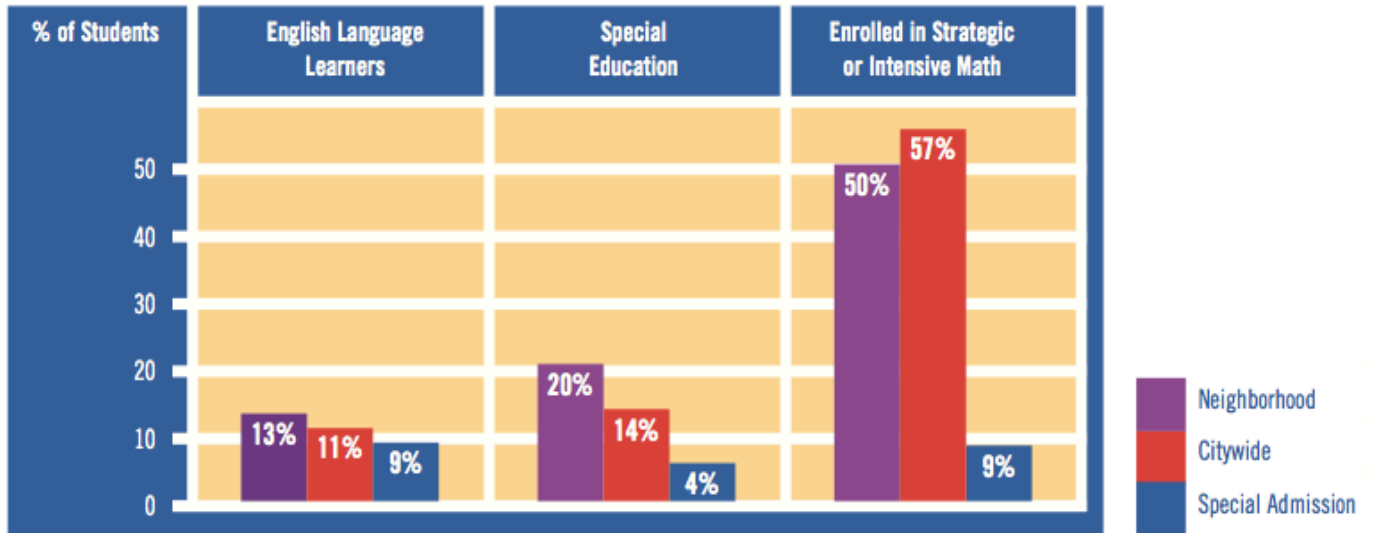
Questions

1. What is this data about? Make some observations about this data.
2. What kind of graph is pictured here?

Source: 2007-08 School District of Philadelphia Administrative Data
N=14,274 first-time ninth graders

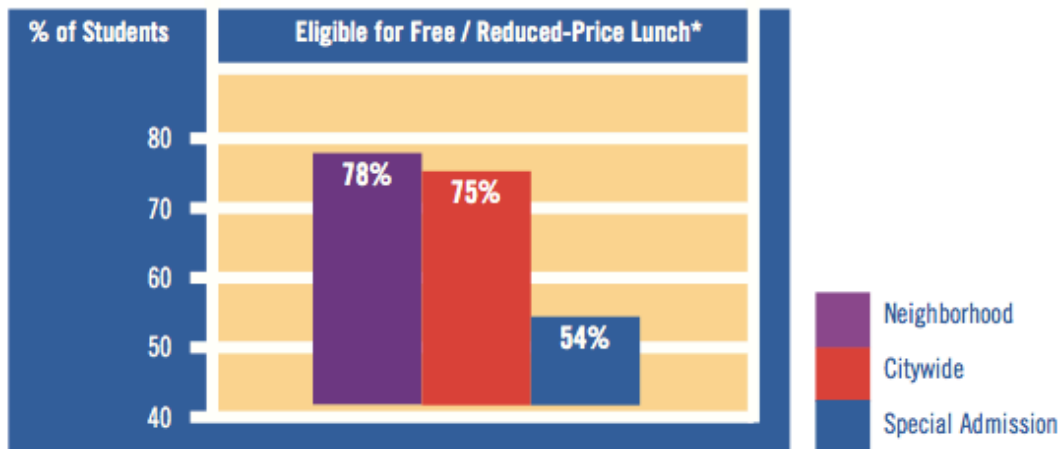
3. Examine Tables 3 and 4 below. Do you see a pattern for who gets sorted into neighborhood vs. citywide vs. special admission schools? If so, what is this pattern? Do you think this is fair? Why/why not?

Table 3 Students Needing Special Services, by School Type



Source: 2007-08 School District of Philadelphia Administrative Data
 For ELL, N=12,184 first-time ninth graders; for special education and math, N=14,274 first-time ninth graders

Table 4 Students Eligible for Free/Reduced-Priced Lunch, by School Type



Source: 2008-09 School District of Philadelphia Administrative Data.

* The School District of Philadelphia uses the "Yancey Index" to measure free or reduced-price lunch eligibility. See: The Reinvestment Fund. (2007). Estimating the percentage of students income eligible for free and reduced lunch. Philadelphia: Author.

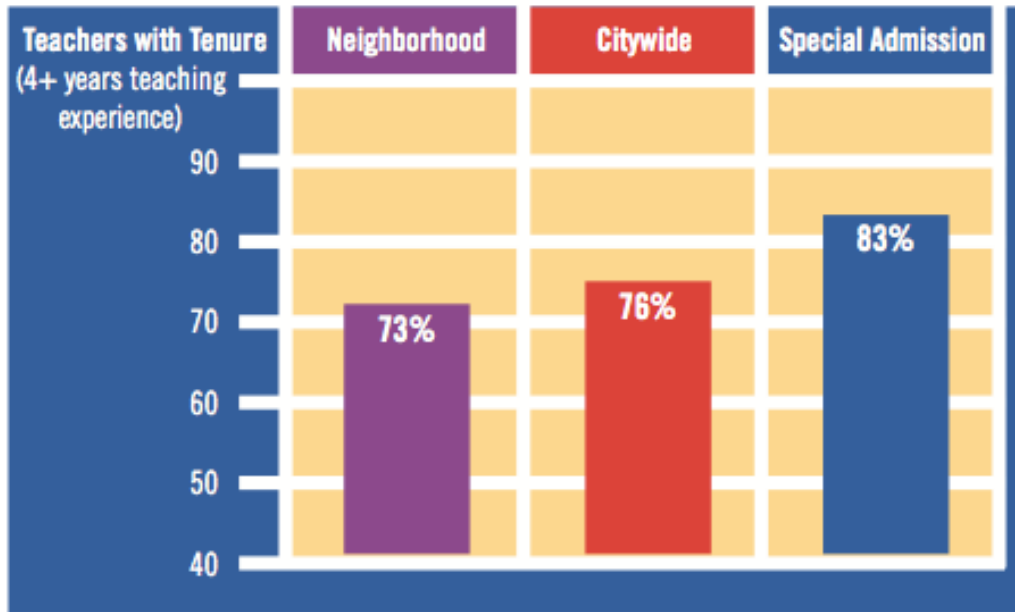
4. Examine tables 6 and 7. What do the tables and graphs show? How do you think late ninth grade enrollment and teacher tenure could affect the quality of education for students?

Table 6 Late Ninth Grade Enrollment

	Neighborhood	Citywide Admission	Special Admission
Ninth graders who start on the first day of school	83%	98%	99%
Ninth graders who start after the first day	18%	2%	1%

Source: 2007-08 School District of Philadelphia Administrative Data N=14,209 ninth graders

Table 7 Percentage of Tenured District High School Teachers by Admissions Type



Source: 2007-08 School District of Philadelphia Teacher Survey N=1,778 high school teachers

5. Based on your responses to all of the tables and graphs from the *Research for Action* report, do you think the high school admission process is fair? (Refer to tables 2, 3, 4, 6, or 7 in your response).
- If so, explain why it is fair despite the differences between the three different types of schools.
 - If not, explain why you think it is unfair.

6. Examine the table below. Why do you think this table is included in the report? What do you think this table is suggesting?

Table 5 Information Included in 2008 High School Directories

	Philadelphia	New York City	Chicago
Location	✓	✓ @	✓
Admissions criteria	✓	✓ @	✓
Contact information	✓	✓ @	✓
Admission rates		✓ @	
Graduation rates			✓
College-going rates			✓
% ELL students		@	✓
% Special education		@	✓
Attendance rates		@	✓
Survey data			✓

✓ - Available in printed directory @ - Available in online high school choice resource center

Chicago Public Schools. (2007). *High School Directory*. [Electronic version]. Retrieved September 10, 2008, from http://www.cps.k12.il.us/Schools/hsdirectory/HS_Directory.pdf; **New York City Department of Education.** (2007). Online high school directory. Retrieved September 10, 2008, from <http://schools.nyc.gov/choicesenrollment/high/directory/search/default.htm>; **The School District of Philadelphia.** (2007). *A Directory of High Schools for 2008 Admissions*. Philadelphia: Author. All three cities have added new content to, and changed the design of, their high school directories and web resources since the time of the study.